



2022

..... 1

..... 2

..... 5

..... 19

..... 21

..... 29

..... 34

..... 38

..... 39

..... 41




---

	INNER MONGOLIA YILI INDUSTRIAL GROUP CO., LTD.
	YILI

( )

---

1 6

(%)





" " A2 " " AMX 0 " 00 " A2  
" " " A2 OPO " "  
" "  
12.48%

20%

58%

2022

300

300 500

" "

1,510.9

1.0%

3.3%

A2



2022 6 " " 1,478 /

634.63

12.31%

" " " "

AMX 0

AMX

A2

1 " "

2022 6

BL-

99

5

-

MP108

" "

" - - "

"

- - "

" "





2

( )

( )

1

	5,784,956.77	0.00				
	31,530,150.00	0.03				
	586,538,360.29	0.50	308,268,837.55	0.30	90.27	
	963,793,331.43	0.82	374,555,916.86	0.37	157.32	
	-240,300,885.00	-0.20	792,951,858.98	0.78	-130.30	
	4,021,507,649.32	3.40	1,082,707,874.76	1.06	271.43	

:

- 1
- 2
- 3
- 4
- 5
- 6
- 7
- 8
- 9
- 10
- 11



21

2

(1)

2,027,265.13

17.15%

(2)

3

4

( )

1

				(%)	
Dada Nexus Limited	34,651,600.52	-12,172,780.31	22,478,820.21	0.16	
Hello TDAT Fund	75,574,566.71	3,932,743.25	79,507,309.96	0.12	
	94,727,801.07	3,279,198.08	98,006,999.15	4.80	
	64,520,000.00		64,520,000.00	3.84	
	136,770,605.89		136,770,605.89	0.99	

2

	1,147,477.68	69.61%	163,002.26	798,794.35	/
	362,879.53	62.74%	101,311.94	227,682.87	/
	47,970.68	75.43%	13,059.87	36,186.33	
	39,369.41	50.13%	1,853.84	19,735.80	
	237,410.23	27.96%	23,757.40	66,376.45	/
	1,835,107.53		302,985.31	1,148,775.80	

500

( )

( )

1

---



1

2

3

( )







	COD		21.12	450		4.02		1
			4.41	30		0.86		
			30.76	50		5.61		
			3.37	5		0.64		
	COD		38.35	400		6.25	48.00	1
			1.23	25		0.22	3.00	
	COD		51.32	500		11.76	59.77	2
			2.70	45		0.49	9.21	
			8.31	70		1.75	223.78	

COD

---

	COD		36.63	500		6.47	97.20	
--	-----	--	-------	-----	--	------	-------	--



6

7

( )

1

2

3

( )

( )

1

16

10

6,584

2

1,007

5,684

258

206

4.53

1.40

,

4.46

CO<sub>2</sub>e

2022

6

30

23

"

"

12

"

"

47

"

"

35

31

( )

FSC

2010

12

"

"

2030

2040

2050

3

"

"

"

"

4

5

"

"

5.99

2022

6

30

"

"

"

"

"

"

"

" 2030"  
46.8

" "

429.56

" "

1

( )

			114	2021	36			

( )

1

2

3

( )

1

2

3

4

( )

( )

				( )									
		210,564.80	2020 12 31	2022 1 1	2029 4 2							2,732.71	

( )

2021 10 25

2022 3 17

1,070,113,149

59.17%

<http://www.sse.com.cn>



3

9,237,265

9,237,265

0

2022 6 9

	182,421,475		182,421,475
	116,000,000		116,000,000
	87,422,140		87,422,140
	86,640,288		86,640,288
50	57,773,790		57,773,790
	42,463,512		42,463,512
	40,414,590		40,414,590

1		30,396,000			2019 9 7 2019
2		19,008,000			
3		12,403,788			
4		4,998,000			2019 9 7 2019

5 4,998,000

( )

( )

( )

( )

F2+X



4

( )

10%

( )

			%	
	1.03	1.16	-11.21	
	0.82	0.95	-13.68	

%

2022 6 30

---

	32	22,539,096,790.27	12,596,366,405.58
	33		28,696.05
	34	164,624,800.70	29,419,862.35
	35	307,622,366.91	402,147,289.22
	36	16,708,371,700.43	13,659,516,735.50

2022 6 30

		18,965,735,427.84	24,582,090,252.69
		342,010,000.00	148,450,000.00
	1	1,773,863,222.28	1,237,788,583.06
		5,087,942,627.78	3,919,288,980.34
	2	30,201,782.30	33,162,590.85
		1,927,473,984.68	2,064,129,097.14
		1,552,701,545.36	1,458,975,852.18
		29,679,928,590.24	33,443,885,356.26

---

		7,260,902,777.76	3,268,446,999.99

2022 1—6

		2022	2021
		63,463,321,946.48	56,505,510,154.01
	61	63,213,005,377.93	56,293,591,003.55
	62	250,316,568.55	211,919,150.46
		56,602,512,584.81	50,740,261,359.28
	61	42,049,099,854.95	38,329,014,114.53
	63	400,810,611.72	351,026,600.15
	64	11,638,798,733.33	9,842,734,793.17
	65	2,446,095,683.26	1,999,314,696.66
	66	307,694,566.89	254,212,049.46

67

	77	959,973,316.42	974,968,736.00
" "		6,139,226,436.48	5,319,990,723.45
1.	" "	6,139,226,436.48	5,319,990,723.45
2.	" "		
1.	" -"	6,132,558,741.34	5,321,850,194.61
2.	" -"	6,667,695.14	-1,859,471.16

2022	2021
191,026,801.87	54,274,588,244.79
410,393,808.00	40,245,181,691.87
235,093,171.26	202,624,081.51
362,777,116.21	9,449,732,275.20
281,248,172.95	1,106,023,562.96
235,313,007.45	250,997,705.93
-311,528,825.76	-88,602,981.71
383,628,478.30	267,835,261.03
705,004,116.91	363,161,441.87
447,269,663.92	287,296,284.55
971,457,043.34	3,580,827,544.09
-5,670,342.14	-430,261.99
2,850,808.68	4,100,446.91
-24,863,031.60	59,882.18
-63,454,511.58	
237,811.79	3,835,251.19
311,228,136.31	6,984,751,317.95
5,555,212.49	6,631,226.40
214,546,422.21	100,903,401.10
102,236,926.59	6,890,479,143.25
547,934,715.84	434,497,617.90
554,302,210.75	6,455,981,525.35
554,302,210.75	6,455,981,525.35

2022 1—6



2022 1—6

		2022	2021
		59,118,964,294.69	56,619,187,033.87
		1,428,705.35	
		1,077,203,768.43	601,786,697.23
		60,197,596,768.47	57,220,973,731.10
		42,848,600,027.10	

2022 1—6

	2022												
	( )												
	6,400,130,918.00				14,268,565,120.80	1,251,067,332.00	792,951,858.98	3,200,065,459.00	24,297,664,407.46	47,708,310,432.24	1,082,707,874.76	48,791,018,307.00	



2022

2021

( )



2022 1—6

	2022										
	( )										
	6,400,130,918.00				13,241,155,286.52	1,251,067,332.00	196,518,792.77		3,200,065,459.00	16,806,145,133.99	38,592,948,258.28

	2021										
	( )										
	6,082,624,833.00				1,315,074,645.27	1,772,017,120.00	224,599,687.74		3,048,189,429.00	13,538,720,825.43	22,437,192,300.44
										1,975,134.90	1,975,134.90
	6,082,624,833.00				1,315,074,645.27	1,772,017,120.00	224,599,687.74		3,048,189,429.00	13,540,695,960.33	22,439,167,435.34
" "					35,152,899.58	-98,455,640.00	-25,544,247.08			1,468,958,098.29	1,577,022,390.79
							-25,544,247.08			6,455,981,525.35	6,430,437,278.27
					35,152,899.58	-98,455,640.00				728,936.00	134,337,475.58
1											
2											
3					35,152,899.58	-98,455,640.00				728,936.00	134,337,475.58
4											
										-4,987,752,363.06	-4,987,752,363.06
1											
2										-4,987,752,363.06	-4,987,752,363.06
3											
1											
2											
3											
4											
5											
6											
1											
2											
	6,082,624,833.00				1,350,227,544.85	1,673,561,480.00	199,055,440.66		3,048,189,429.00	15,009,654,058.62	24,016,189,826.13

1

1

134

2017

2017 11

507,500

2

80

"

"

" 1

"

1

—

"

"

15 —

2014

2

12

" 15

"

" 23

"

" 38

"

1

2

1 1 12 31

3

12

4

5

1

1

2

3

4

2

3

1

2

3

4

5

4

6

1

2



- A.
- B.
- C.
- D.

1

1

2

3

2

9

1

( )

2

"

"

10

( )

6

1

1

2

3

1

2



2

1

2

3

1

2

4

1

2

3

1 2

1

2

5

1







" 10 6

"

12

" 10 6

"

1		

2

---

1		
2		12
3		

4

12

16

(1)

( )

(2)

" 10 6

"

17

1

1

2

2

18







4

1

22 --

2

• }

1

2

3

4

5

22

(1)

	40	5%	2.375%

23

(1)

1

2

(2)

		20-45	5%	4.75%-2.11%
		20-40	5%	4.75%-2.38%
		20	5%	4.75%
		8-20	5%	11.88%-4.75%
		10	5%	9.5%

(3)

1

2

3

4

5

24

1

2

25

1



26

1

1

2

3

2

3

1

2

20%

3 5

27

28

1

2

3

4

29

(1)

1

3

4

30

30



(4)

1

2

3

2

36

1

2

1

2

3

4

5

6

3

4



©



41 /

1

1

2

2

1

2

3

42

(1)

(2)

(3)

2

§ 2. g fDbDX0EpGx) a:

§ 2. g fDbDX0EpGx) a:

2

¢

C.

A.

B.

C.

D.

E.

**C.**



1

2



3

2022

15%

4



---

	132,779,590.61	37,213,241.15

3

---

	9,872,233.04	
--	--------------	--



(4)

(5)

---

--	--

(7)

5

(1)

			%	
	621,050,522.54	81,079,659.86	13.06	
	621,050,522.54	81,079,659.86	13.06	/

2




			%	
3	2,385,685,169.29	53,946,286.73	2.26	
4-6	42,682,441.49	2,026,755.66	4.75	
7-12	9,673,109.96	3,367,977.97	34.82	
1	3,007,827.78	3,007,827.78	100.00	
	2,441,048,548.52	62,348,848.14	/	

(3)

	26,594,730.14	5,616,819.14	1,871,271.78	-584,626.92	50,154,755.44	81,079,659.86
2	48,311,939.50	14,193,052.66			-156,144.02	62,348,848.14
	74,906,669.64	19,809,871.80	1,871,271.78	-584,626.92	49,998,611.42	143,428,508.00

(4)

	-584, 626. 92



		(%)		(%)
1	1,943,227,480.44	96.06	1,452,104,127.77	95.55
1 2	62,747,778.66	3.10	39,722,215.58	2.61
2 3	16,171,503.20	0.80	27,654,427.21	1.82
3	789,189.78	0.04	271,393.72	0.02
	2,022,935,952.08	100.00	1,519,752,164.28	100.00

1

	40,596,352.83	1-3	

(2)

		(%)
	168,129,410.56	8.31
	126,960,931.89	6.28
	119,618,945.86	5.91
	107,704,050.40	5.32
	96,099,066.67	4.75
	618,512,405.38	30.57

8

	143,207,958.54	126,033,155.07
	143,207,958.54	126,033,155.07

(1)

(2)



---

	23,701,025.28	2,314,418.39	116,290.44	13,548.67	-2,588,289.32	23,297,315.24
	23,701,025.28	2,314,418.39	116,290.44	13,548.67	-2,588,289.32	23,297,315.24

---

9

1

--	--	--

3

4

10

(1)

(2)

(3)

11

12

	800,240,029.42	1,186,183,587.98
	1,037,313,185.81	1,043,736,435.25
	1,837,553,215.23	2,229,920,023.23





		33,300,000.00							33,300,000.00	
		33,300,000.00							33,300,000.00	
Chi na Youran Dai ry Group Li mi ted	3,983,787,041.63		106,134,699.36	-46,527,185.49	-427,927.05				4,042,966,628.45	
	68,741,759.64		-3,459,480.45						65,282,279.19	
		5,083,451,885.32	-1,841,474.27	-10,110,653.20				-5,071,499,757.85		
		6,623,045.57						248,561,895.09	255,184,940.66	
Farmel Hol di ng B. V.			19,985,795.01					55,947,083.53	75,932,878.54	

Bi oflag International  
Corporation

553,338.47

196,000,910.73

196,554,249.20



19

--	--	--

563,305,426.65



(1)

1.	17,869,248,667.06	24,287,106,394.45	439,379,166.70	472,450,376.77	2,314,738,276.06	45,382,922,881.04
2.	3,135,317,975.28	2,244,409,023.24	86,901,146.86	79,602,975.07	159,254,302.28	5,705,485,422.73
1	9,385,507.29	78,558,498.19	43,865,284.32	8,582,054.25	78,662,124.37	219,053,468.42
23.	1,782,698,404.03	1,400,816,964.63	8,211,539.43	13,064,801.70	80,592,177.91	3,285,383,887.70
3	1,343,234,063.96	765,033,560.42	34,824,323.11	57,956,119.12		2,201,048,066.61
3.	802,410,779.88	432,605,076.94	15,274,674.12	25,417,895.99	28,848,480.31	1,304,556,907.24
1	561,497,239.75	322,034,590.47	12,843,503.20	20,857,258.41	18,551,130.13	935,783,721.96
2	240,913,540.13	110,570,486.47	2,431,170.92	4,560,637.58	10,297,350.18	368,773,185.28
4.	20,202,155,862.46	26,098,910,340.75	511,005,639.44	526,635,455.85	2,445,144,098.03	49,783,851,396.53

(2)

	45,747,211.80	24,431,540.79	14,596,453.37	6,719,217.64	
	108,164,614.27	60,386,127.76	42,450,780.14	5,327,706.37	
	35,042.74	27,742.12	5,548.48	1,752.14	
	328,205.13	187,076.85	124,718.01		

22

	3,467,841,777.02	3,709,786,846.20
	25,012,840.00	25,865,468.04
	3,492,854,617.02	3,735,652,314.24

(1)

	1,358,276,752.71		1,358,276,752.71	1,851,990,139.58		1,851,990,139.58
	1,404,813,371.88	2,359,468.94	1,402,453,902.94	1,216,413,459.65	21,676,896.92	1,194,736,562.73
	93,508,766.88		93,508,766.88	211,628,452.21		211,628,452.21

18,121,322.67



(3)

	964,291.85		964,291.85	1,067,738.49	1,067,738.49
	23,927,353.46		23,927,353.46	24,485,738.41	24,485,738.41
	121,194.69		121,194.69	311,991.14	311,991.14
	25,012,840.00		25,012,840.00	25,865,468.04	25,865,468.04

23

1

1.	638,084,050.65	1,298,054,114.58	1,936,138,165.23
2.	334,883,317.66	206,474,430.71	541,357,748.37
(1)			
(2)	334,883,317.66		334,883,317.66
(3)		206,474,430.71	206,474,430.71
3.	313,041,580.72	319,964,884.15	633,006,464.87

---

1.		159,192,500.77	159,192,500.77
2.		97,545,806.38	97,545,806.38
(1)		97,545,806.38	



3.	22,338,884.86	82,190.10	362,949.73	1,452,588.75	5,850,412.49	504,946.73	30,591,972.66
(1)	22,123,950.41			884,163.77	5,850,412.49	504,946.73	29,363,473.40
(2)	214,934.45	82,190.10	362,949.73	568,424.98			1,228,499.26
4.	186,742,380.04	3,274,710.30	189,768,702.99	24,845,993.72	150,494,468.34	307,507.69	555,433,763.08
1.						55,341.20	55,341.20
2.							
(1)							
3.							
(1)							
4.						55,341.20	55,341.20
1.	155,826,581.21	2,181,819.43	347,276,298.21	21,117,527.18	248,251,038.84	673,495.35	775,326,760.22
2.	159,271,127.51	2,599,024.71	210,714,220.01	14,826,676.45	327,122,454.27	3,556,057.62	718,089,560.57

26

(1)



---

3										
3.	2,134,334.16		881,786.00	1,521,574.55		44,952.94		47,418.15	70,565.75	4,700,631.55
(1)	2,134,334.16			44,792.39						2,179,126.55

(2)

(2)

27

28

(1)

Limited		-7,403,915.53	10,678,610.25
2019	4		THE CHOMTHANA COMPANY
LIMITED	THE CHOMTHANA COMPANY LIMITED	96.46%	
		542,200,665.33	THE CHOMTHANA
COMPANY LIMITED			246,592,567.01
295,608,098.32			
2019	8		Westland Co-Operative
Dairy Company Limited	100%		
	1,102,484,067.34		Westland Co-Operative Dairy
Company Limited			936,491,226.87
165,992,840.47			
			Westland Co-Operative Dairy Company Limited
			Westland Dairy Company Limited
2019	8		100%
		135,286,000	
			80,021,723.83
55,264,276.17			
2022			
		59.17%	
8,734,816,795.88			
4,585,050,484.15	4,149,766,311.73		

(4)

29

	2,133,824.76		458,652.21		1,675,172.55
	28,744,872.72		3,593,109.12		25,151,763.60
	378,123,246.74		64,698,846.68		313,424,400.06
	762,176.37		323,582.04		438,594.33
	409,764,120.59		69,074,190.05		340,689,930.54

30

/

1

	567,607,417.19	104,724,843.11	520,252,334.89	101,274,491.56
	387,035,968.48	76,074,893.60	279,114,820.43	62,854,361.62
	1,342,337,170.35	313,732,826.99	260,119,221.12	58,457,898.41
	712,606,962.95	115,006,078.55	709,523,577.05	114,922,686.64
	2,102,514,732.00	315,377,209.80	2,342,542,800.00	351,381,420.00
	1,895,513,700.36	405,274,361.85	2,065,732,588.49	433,063,794.51
	251,709,329.20	60,842,902.65	236,514,326.43	56,959,059.60
	151,534,091.31	33,258,881.83	25,473,603.05	5,069,249.77
	31,530,150.00	7,882,537.50		



31

--	--	--

2	Westland Dairy Company Limited		
		82,045.34	
3	Ausnutria B.V.		ABN AMRO BANK
N.V.		41,935.10	
2			
2			

33

	28,696.05		28,696.05	
	28,696.05		28,696.05	
	28,696.05		28,696.05	

34

	164,624,800.70	23,774,979.80
		5,644,882.55
	164,624,800.70	29,419,862.35



38

(1)

	4,312,752,008.76	7,891,327,615.01
	4,312,752,008.76	7,891,327,615.01



	9,506,471.53	11,669,562.79
	15,486,825.59	3,506,365.28
	4,352,361.10	5,112,969.57
	5,164,164.42	10,919,128.29
	903,361,838.72	402,731,281.63

41

	194,678,965.70	164,024,745.69
	3,136,031,896.72	3,350,645,519.17
	3,330,710,862.42	3,514,670,264.86

	194,198,453.85	164,024,745.69
\		
-	480,511.85	
	194,678,965.70	164,024,745.69

1

(1)

	1,259,812,788.62	

44

	1, 501, 315, 068. 49	
	38, 549, 609. 94	43, 677, 382. 30
	40, 675, 893. 90	25, 209, 051. 94
	441, 994, 757. 96	894, 857, 259. 84
	2, 022, 535, 330. 29	963, 743, 694. 08

50%

	2022	100	2022	1	6	83	5,000,000,000.00		5,000,000,000.00	26,719,178.08		5,026,719,178.08
	2022	100										

45

1

	836,750,617.87	653,295,000.00
		201,580,800.00
	5,776,774,502.19	4,525,300,740.25
	6,613,525,120.06	5,380,176,540.25

1	Westland Dairy Company Limited	
	41,771	
2	Australian Dairy Park Pty Ltd	National Australia
	Bank Limited	34.65
3	Ausnutria B.V.	ABN AMRO BANK
	N.V.	41,869.41

46

(1)

	3,355,700,000.00	3,187,850,000.00
	3,355,700,000.00	3,187,850,000.00

(2)

	100	2020 11 19	5	3,274,200,000.00	3,187,850,000.00		6,210,375.33			6,210,375.33	167,850,000.00	3,355,700,000.00
	/	/	/	3,274,200,000.00	3,187,850,000.00		6,210,375.33			6,210,375.33	167,850,000.00	3,355,700,000.00



---

	87,408,695.00	208,972,201.68
	-3,965,695.00	-728,295.00
	83,443,000.00	208,243,906.68

1. " "

50

		31,530,150.00	
		31,530,150.00	/

51

							/
	2,000,000.00					2,000,000.00	
	3,000,000.00					3,000,000.00	
	951,197.52				-38,918.88	912,278.64	
	13,500,000.00					13,500,000.00	
	9,450,000.00					9,450,000.00	
	19,498,181.67	135,670,000.00		152,339.49	-19,645,842.18	135,370,000.00	
	10,000,000.00					10,000,000.00	
	3,400,000.00					3,400,000.00	
	100,000,000.00	100,000,000.00				200,000,000.00	
	15,370,000.00					15,370,000.00	

52

53

		+					
	6,400,130,918.00						6,400,130,918.00

54

(1)

(2)

55

	12,378,672,921.58			12,378,672,921.58
	1,889,892,199.22	62,056,111.46		1,951,948,310.68
	14,268,565,120.80	62,056,111.46		14,330,621,232.26



	902,988,826.33	-277,712,457.94			-32,590,750.07	-245,121,707.87		657,867,118.46
	3,000,000.48	-36,074.81				-36,074.81		2,963,925.67
	899,988,825.85	-277,676,383.13			-32,590,750.07	-245,085,633.06		654,903,192.79
	-110,036,967.35	-806,337,946.68	27,167,341.18		-48,235,772.26	-788,131,036.11	2,861,520.51	- 898,168,003.46
	31,949,219.48	-46,491,110.68				-46,491,110.68		-14,541,891.20
	56,395,704.42	-137,958,585.40	27,167,341.18		-48,235,772.26	-116,890,154.32		-60,494,449.90
	-198,381,891.25	-621,888,250.60				-624,749,771.11	2,861,520.51	- 823,131,662.36
	792,951,858.98	- 1,084,050,404.62	27,167,341.18		-80,826,522.33	-1,033,252,743.98	2,861,520.51	- 240,300,885.00

58

59

3

0

4

(3)

(4)

62

	250,316,568.55	211,919,150.46

63

	123,816,710.59	107,085,435.40
	104,451,780.57	88,407,522.10
	2,101,340.07	2,047,482.91
	51,324,220.91	40,708,062.78
	24,488,152.56	23,181,408.45
	194,437.95	194,942.40
	65,273,729.41	53,937,837.27
	21,732,801.79	27,648,545.80
	7,427,437.87	7,815,363.04
	400,810,611.72	351,026,600.15

64

	3,454,290,345.71	
	143,836,967.62	
	151,765,964.18	
	13,208,370.02	
	153,428,629.48	
	7,455,402,447.58	
	213,469,258.37	
	53,396,750.37	
	11,638,798,733.33	

Q

66

	119,642,447.20	99,464,943.57
	13,655,136.99	6,958,177.54
	146,744,317.97	138,913,086.97
	27,652,664.73	8,875,841.38
	307,694,566.89	254,212,049.46

67

---

	2,332,000.00	1,889,000.00
		3,479,838.94
	14,769,010.82	
		3,708,200.00
	456,310,695.00	333,318,019.00
		3,000,000.00
		1,000,000.00
	19,277,840.00	14,740,000.00
" "	2,205,257.28	

70

71

	-115,653,655.46	24,608,196.70
	10,211,830.80	24,943,517.75
	-28,696.05	
	-115,682,351.51	24,608,196.70

72

	-17,938,600.02	-747,162.27
	-2,198,127.95	2,442,949.18

73

	-118,105,468.54	

---

	53,539.82		53,539.82
	53,539.82		53,539.82
	1,324,150.00	4,475,300.00	1,324,150.00
	6,326,997.22	8,911,589.30	6,326,997.22
	761,971.07	4,995,011.76	



78

" 57 "

79

(1)

--	--	--

(3)

	2,142,192.14	20,083,639.00
	2,142,192.14	20,083,639.00

(4)

	1,575,562.15	745,611.07



	8,753,108,065.33
	8,753,108,065.33
	2,016,407,451.55
	2,016,407,451.55
	6,736,700,613.78

(3)

(4)

	33,485,491,072.72	31,080,499,503.05
	113,922.63	81,822.09
	24,824,535,901.36	22,819,340,341.43
	110,995,185.94	72,890,394.69

82

	523,243,027.55	
	84,870,843.04	
	1,116,254,334.97	
	809,639,877.57	
	112,234,183.26	
	2,646,242,266.39	/

Westland Dairy Company Limited

83

1

¢

¢

	50,425,729.00	0.2252	11,355,874.17
	18,769,766.97	0.049136	922,271.27
	24,790,903.00	0.2252	5,582,911.36
	42,912,359.96	6.7114	288,002,012.61
	50,586,052.98	7.0084	354,527,293.72
	36,750,837.08	4.1771	153,511,921.56
	76,418,095.43	0.1906	14,565,538.06
	192,692.60	4.8170	928,200.25
	383,553.98	8.1365	3,120,786.96
	11,635,354.00	4.6145	53,691,341.01
	109,080,177.38	0.000451	49,195.16

48,218,022.46

7.0084

337,931,188.58

---

	83,735,935.00	7.0084	586,854,916.88
	75,100.00	4.6145	346,548.95

Dairy Park Pty Ltd.

84

2

86

1

(1)

			%						
	2022 31	3	8,734,816,795.88	59.17		2022 31	3	1,887,752,601.30	31,010,137.59

" "

2022 3 31

1,070,113,149

59.17%

78

(2)

--	3,669,656,180.01
--	
--	
--	
--	
--	5,065,160,615.87
--	



	651,940,966.60	76,955,131.79
	672,960,431.00	672,960,431.00
	144,556,777.87	144,556,777.87
	153,695,574.91	153,695,574.91
		62,609,618.96
	328,377,528.87	328,377,528.87
	7,804,707,473.14	6,280,547,739.87
	55,762,933.42	-51,537,912.80
	7,748,944,539.72	6,332,085,652.67

(4)

--	--	--	--	--	--

5,071,629,096.94 5,065,160,615.87



1

(1)

				(%)		
				100		

---

				100		
				100		
				100		
				100		
				100		
				100		

100

---

				100		
				100		
				100		
				100		
				100		
				100		
				100		
				74.63	25.37	

( " " )

( " " )50%

(2)

(3)

20%

20%

(2)

(3)

	/	/
	Chi na Youran Dai ry Group Li mi ted	Chi na Youran Dai ry Group Li mi ted
	825,537.44	752,864.99
	2,612,711.28	2,230,698.41

(4)

	/	/
	3,330.00	

6

1

2022 6 30

	367,302,911.36	
	3,062,099,071.06	143,428,508.00
	166,505,273.78	23,297,315.24
	3,086,501,912.62	93,921,292.05
	1,912,376,068.22	74,822,852.99
	1,776,565,629.47	61,472,645.94
	10,371,350,866.51	396,942,614.22

2022 6 30

34.91%

2021 35.40%

2022 6 30

	2022 06 30					
			1	1-2	2-5	5
	22,539,096,790.27	22,539,096,790.27	22,539,096,790.27			
	164,624,800.70	164,624,800.70	164,624,800.70			
	307,622,366.91	307,622,366.91	307,622,366.91			
	16,708,371,700.43	16,708,371,700.43	16,708,371,700.43			
	3,136,031,896.72	3,136,031,896.72	3,136,031,896.72			
	2,377,882,139.82	2,377,882,139.82	2,377,882,139.82			
	2,022,535,330.29	2,022,535,330.29	2,022,535,330.29			
	6,613,525,120.06	6,613,525,120.06		1,368,160,800.00	5244,829,002.66	535,317.4
	3,355,700,000.00	3,355,700,000.00			3,355,700,000.00	
	83,443,000.00	83,443,000.00			83,443,000.00	
	337,789,104.22	337,789,104.22		145,364,095.78	156,660,166.85	35,764,841.59
	57,646,622,249.42	57,646,622,249.42	47,256,165,025.14	1,513,524,895.78	8,840,632,169.51	36,300,158.99

2021 12 31

3

1

1

Westland Dairy Company Limited

" 84 "

2

2

1

2 2022 6 30

31.14%

3

2022 6 30

50

184,042,311.11

184,042,311.11

1

2022 06 30

1

2

3

4



2.				
		164,624,800.70		164,624,800.70
		164,624,800.70		164,624,800.70

9

1

2

" 1 "

3

" 3 "

Chi na Youran Dai ry Group Li mi ted	

GLAC BIOTECH CO., LTD

4

5

1

/

China Youran Dairy Group Limited		508,740.08	403,580.34
China Youran Dairy Group Limited		62.24	9.89
		10,907.92	1,243.22
		7,405.64	
		456.46	
CCIC Europe Food Test B.V.		1,515.03	
AJM B.V.		20.33	
Dairy Protein Cooperation Food B.V.		3,763.22	
Farmel Holding B.V.		2,150.68	
Bioflag International Corporation		388.59	

/

China Youran Dairy Group Limited		3,233.69	1,083.01
China Youran Dairy Group Limited			64.62
AJM B.V.		1,272.37	
Dairy Protein Cooperation Food B.V.		3,203.17	
		1,367.85	
Farmel Holding B.V.		3,512.50	
Farmel Holding B.V.		3.09	

2

/

/

/

/

/

/

3

4



	CCIC Europe Food Test B. V.	377.98	
	AJM B. V.	42.97	
	Dairy Protein Cooperation Food B. V.	924.19	
	Farmel Holding B. V.	1,158.53	
	Bi oflag International Corporation	306.24	
-	China Youran Dairy Group Limited	47,414.62	61,215.93

7

8

1

	591,000
	2019 12.87 / , 15.46 / 3 15 27

2019 9 27

2019

2019 9

30

2019

152,428,000

478

15.46 /

2019 9 30

2019 11 21

152,200,000

473

72

12



2022

2021 10 8

2019

30,049,200

2

458

	2019	-	13.06
		-	=
		-	=4.27
			1,522,123,280.79
			101,237,051.45

s. ú5 1C. '6N

1

210,564.80

199,279.75

1,444

		3,650.00	96					
		3,059.74	60					

1  
(1)

(2)

2

3  
(1)

(2)

4

5

6  
(1)

1

2

3

1

10%

2

10%

75%

75%

1

2

(2)

	42,892,281,417.03	12,070,977,041.60	7,294,633,007.63	207,001,492.11		62,464,892,958.37
	626,936,208.37	92,801,538.01	9,169,030.03	19,205,643.15		748,112,419.56
	30,042,518,179.47	6,867,399,614.35				

4	5	
5		
		1,963,915,534.10

(2)

		(%)		(%)		(%)		(%)		
	135,117,249.44	6.88	135,117,249.44	100.00		126,226,410.68	9.00	126,226,410.68	100.00	
	1,828,798,284.66	93.12	54,935,062.38	3.00	1,773,863,222.28	1,276,070,704.18	91.00	38,282,121.12	3.00	1,237,788,583.06
2	1,828,798,284.66	93.12	54,935,062.38	3.00	1,773,863,222.28	1,276,070,704.18	91.00	38,282,121.12	3.00	1,237,788,583.06
	1,963,915,534.10	/	190,052,311.82	/	1,773,863,222.28	1,402,297,114.86	/	164,508,531.80	/	1,237,788,583.06


'12593444

(3)

---

(6)

(7)

2

	30,201,782.30	33,162,590.85
	30,201,782.30	33,162,590.85

(1)

(2)

(3)

(4)

(5)

1

(6)

(7)

1	
1	
1	24,129,701.31
1 2	3,812,808.59
2 3	1,175,960.74
3	
3 4	1,188,944.94
4 5	668,403.13
5	16,864,435.71
	47,840,254.42

(8)

	32,028,734.90	29,392,343.62
	12,137,021.70	12,137,021.70
	2,821,282.26	8,510,069.60
	853,215.56	853,199.46
	47,840,254.42	50,892,634.38

(9)

	12	( )	( )	
2022 1 1	1,025,647.14		16,704,396.39	17,730,043.53

---

2022 1 1				
----------	--	--	--	--

--

(12)

				(%)	
		4,231,647.97	5	8.85	4,231,647.97
		3,698,758.35	1	7.73	110,962.75
		3,043,496.00	5	6.36	3,043,496.00
		2,312,718.80			

(1)



	600,000,000.00			600,000,000.00	
	20,000,000.00			20,000,000.00	
	150,000,000.00			150,000,000.00	
	200,000,000.00			200,000,000.00	
	313,336,000.00			313,336,000.00	55,264,276.17
	690,000,000.00	135,162,044.18		825,162,044.18	
	1,035,000,000.00	1,115,000,000.00		2,150,000,000.00	
	1,050,000,000.00	2,570,000,000.00		3,620,000,000.00	
	100,000,000.00			100,000,000.00	
Chi na Youran Dai ry Hol di ng Li mi ted	1,897,640,414.66			1,897,640,414.66	
	178,580,000.00	894,335,231.32		1,072,915,231.32	
	20,000.00	15,000.00		35,000.00	
	539,290,000.00	142,702,900.00		681,992,900.00	
	20,000,000.00	6,000,000.00		26,000,000.00	
	21,000,000.00			21,000,000.00	
	163,600,000.00			163,600,000.00	
		700,000.00		700,000.00	
	36,803,792,720.79	5,779,229,935.67		42,583,022,656.46	65,848,484.34

(2)

4

(1)

	57,802,142,279.76	42,053,877,563.18	53,872,935,015.43	39,895,094,079.26
	388,884,522.11	356,516,244.82	401,653,229.36	350,087,612.61

6

1

	46,461,624.13	
	639,258,437.08	

1 ---

1 ---

2

	%		
	12.19	0.96	0.96
	11.54	0.91	0.91

3

4

2022 8 29